

## DD-24V100WDIM

24 volts 4.17 AMP 100 watts  
24VDC 100-Watt 5-in-1 Dimmable Driver



Scan QR Code for full use instructions.

### Product Description

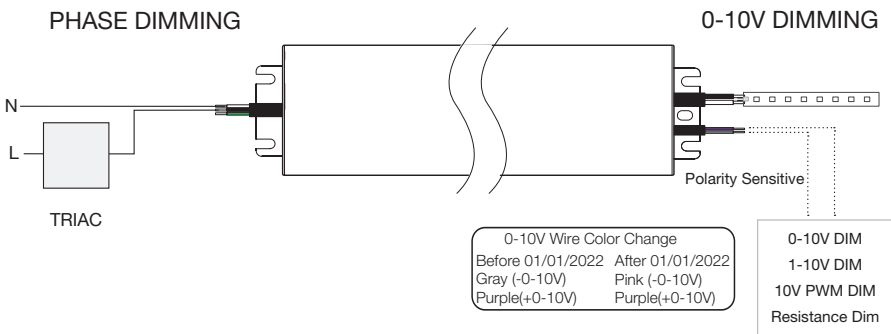
24vdc Constant Voltage

TRIAC/0-10V/1-10V/10V PWM/Resistance dimming

### CAUTION: RISK OF ELECTRICAL SHOCK

- Follow all applicable electrical code, both local and NEC.
- Class 2 product and shall only connect as part of Class 2 power circuits.
- Wattage load of lights must not exceed wattage of Driver or power supply.
- Turn off power at the circuit breaker before installation.
- **DO NOT** make wire connections when plugged into power.
- Read all instructions before installation.
- If you are uncertain contact a licensed electrician.
- For the latest information, updates, or instructions contact Lighting Leaf.
- Voltage should not exceed rating of LED.
- Wattage of power should be 20% greater than LED load.

### 100-Watt Single Output



Please visit [www.lightingleaf.com](http://www.lightingleaf.com) or scan the QR code using your smart device for the most up to date specifications and use instructions for this product. Products may only be purchased through an authorized integration partner.

## DD-24V300WDIM

24 volts 12.5 AMP 300 watts

24VDC 300-Watt 5-in-1 Dimmable Driver



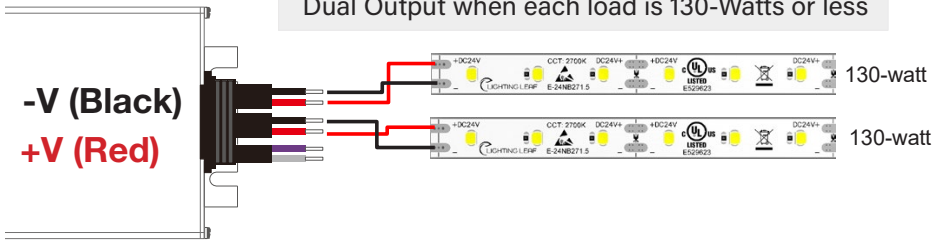
### Product Description

24vdc Constant Voltage

TRIAC/0-10V/1-10V/10V PWM/Resistance dimming

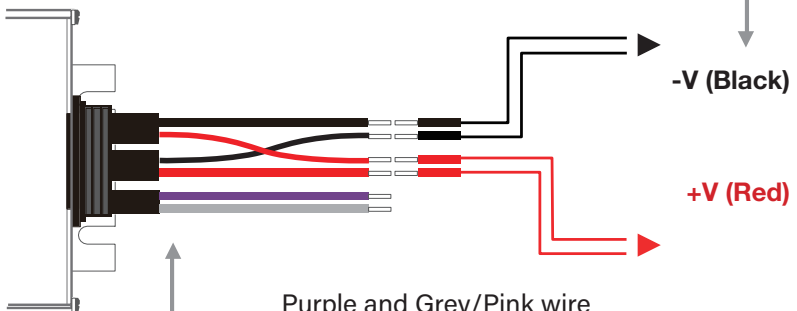
### 300-Watt Dual Output

Dual Output when each load is 130-Watts or less



**NOTE: If each output is OVER 130-Watts, combine outputs to 1 load by matching polarities (RED & RED) and (BLACK & BLACK).**

Output combined to 1 load when over 130-Watts each



Purple and Grey/Pink wire  
**NOT** used for Phase Dimming  
Touching wires together cause short.  
Cap if unused.

Scan QR Code for full use instructions.